

Series 5000

Model 5455

xDSL Modem / Router

Firmware Release Notes

Document Number: 0013-001-000580
Document Version: 1.6 (04 June, 2018)

Firmware Version: v1.7.6.15

CYBERTEC

Documentation Control

Generation Date: 29 June 2018

Copyright © 2018 Cybertec Pty Limited

All rights Reserved.

No part of this publication may be reproduced, stored in a retrieval system, or transmitted, in any form or by any means, electronic, mechanical, photocopying, recording, or otherwise, without the prior written permission of Cybertec Pty Limited.

Cybertec Pty Limited has intellectual property rights covering subject matter in this document. Except as expressly provided in any written license agreement from Cybertec Pty Limited, the furnishing of this document does not give you any license to this intellectual property.

Contents

1	Introduction	9
2	Version	9
3	Applicability	9
4	Version 1.7.6.15 (04/06/2018)	10
4.1	General	10
4.2	New Features	10
4.3	Enhancements	10
4.4	Bug Fixes	10
4.5	Known Issues	10
5	Version 1.7.6.14 (14/02/2018)	11
5.1	General	11
5.2	New Features	11
5.3	Enhancements	11
5.4	Bug Fixes	11
5.5	Known Issues	11
6	Version 1.7.6.13 (01/12/2017)	12
6.1	General	12
6.2	New Features	12
6.3	Enhancements	12
6.4	Bug Fixes	12
6.5	Known Issues	12
7	Version 1.7.6.12 (04/10/2017)	13
7.1	General	13
7.2	New Features	13
7.3	Enhancements	13
7.4	Bug Fixes	13
7.5	Known Issues	13
8	Version 1.7.6.11 (22/09/2017)	14
8.1	General	14
8.2	New Features	14
8.3	Enhancements	14
8.4	Bug Fixes	14
8.5	Known Issues	14

9	Version 1.7.6.10 (21/09/2017)	15
9.1	General	15
9.2	New Features	15
9.3	Enhancements	15
9.4	Bug Fixes	15
9.5	Known Issues	15
10	Version 1.7.6.9 (20/09/20)	16
10.1	General	16
10.2	New Features	16
10.3	Enhancements	16
10.4	Bug Fixes	16
10.5	Known Issues	16
11	Version 1.7.6.8 (04/09/2017)	17
11.1	General	17
11.2	New Features	17
11.3	Enhancements	17
11.4	Bug Fixes	17
11.5	Known Issues	17
12	Version 1.7.6.7 (20/07/2017)	18
12.1	General	18
12.2	New Features	18
12.3	Enhancements	18
12.4	Bug Fixes	18
12.5	Known Issues	18
13	Version 1.7.6.6 (18/07/2017)	19
13.1	General	19
13.2	New Features	19
13.3	Enhancements	19
13.4	Bug Fixes	19
13.5	Known Issues	19
14	Version 1.7.6.5 (07/07/2017)	20
14.1	General	20
14.2	New Features	20
14.3	Enhancements	20
14.4	Bug Fixes	20
14.5	Known Issues	20

15 Version 1.7.6.4 (06/07/2017)	21
15.1 General	21
15.2 New Features	21
15.3 Enhancements	21
15.4 Bug Fixes	21
15.5 Known Issues	21
16 Version 1.7.6.3 (23/03/2017)	22
16.1 General	22
16.2 New Features	22
16.3 Enhancements	22
16.4 Bug Fixes	22
16.5 Known Issues	22
17 Version 1.7.6.2 (15/03/2017)	23
17.1 General	23
17.2 New Features	23
17.3 Enhancements	23
17.4 Bug Fixes	23
17.5 Known Issues	23
18 Version 1.7.6.1 (13/02/2017)	24
18.1 General	24
18.2 New Features	24
18.3 Enhancements	24
18.4 Bug Fixes	24
18.5 Known Issues	24
19 Version 1.7.6.0 (25/11/2016)	25
19.1 General	25
19.2 New Features	25
19.3 Enhancements	25
19.4 Bug Fixes	25
19.5 Known Issues	25
20 Version 1.7.4.0 (04/05/2016)	26
20.1 General	26
20.2 New Features	26
20.3 Enhancements	26
20.4 Bug Fixes	26
20.5 Known Issues	26

21	Version 1.7.3.2 (05/02/2016)	27
21.1	General	27
21.2	New Features	27
21.3	Enhancements	27
21.4	Bug Fixes	27
21.5	Known Issues	27
22	Version 1.7.3.1 (07/01/2016)	28
22.1	General	28
22.2	New Features	28
22.3	Enhancements	28
22.4	Bug Fixes	28
22.5	Known Issues	28
23	Version 1.7.3.0 (15/12/2015)	29
23.1	General	29
23.2	New Features	29
23.3	Enhancements	29
23.4	Bug Fixes	29
23.5	Known Issues	29
24	Version 1.7.2.1 (20/11/2015)	30
24.1	General	30
24.2	New Features	30
24.3	Enhancements	30
24.4	Bug Fixes	30
24.5	Known Issues	30
25	Version 1.7.2.0 (29/09/2015)	31
25.1	General	31
25.2	New Features	31
25.3	Enhancements	31
25.4	Bug Fixes	31
25.5	Known Issues	31
26	Version 1.7.1.14 (04/06/2015)	32
26.1	General	32
26.2	New Features	32
26.3	Enhancements	32
26.4	Bug Fixes	32
26.5	Known Issues	32

27	Version 1.7.1.13 (13/05/2015)	33
27.1	General	33
27.2	New Features	33
27.3	Enhancements	33
27.4	Bug Fixes	33
27.5	Known Issues	33
28	Version 1.7.1.12 (11/05/2015)	34
28.1	General	34
28.2	New Features	34
28.3	Enhancements	34
28.4	Bug Fixes	34
28.5	Known Issues	34
29	Version 1.7.1.11 (27/04/2015)	35
29.1	General	35
29.2	New Features	35
29.3	Enhancements	35
29.4	Bug Fixes	35
29.5	Known Issues	35
30	Version 1.7.1.10 (01/04/2015)	36
30.1	General	36
30.2	New Features	36
30.3	Enhancements	36
30.4	Bug Fixes	36
30.5	Known Issues	36
31	Version 1.7.1.9 (20/03/2015)	37
31.1	General	37
31.2	New Features	37
31.3	Enhancements	37
31.4	Bug Fixes	37
31.5	Known Issues	37
32	Version 1.7.1.8 (06/03/2015)	38
32.1	General	38
32.2	New Features	38
32.3	Enhancements	38
32.4	Bug Fixes	38
32.5	Known Issues	38

33	Version 1.7.1.7 (03/03/2015)	39
33.1	General	39
33.2	New Features	39
33.3	Enhancements	39
33.4	Bug Fixes	39
33.5	Known Issues	39
34	Version 1.7.1.6 (27/02/2015)	40
34.1	General	40
34.2	New Features	40
34.3	Enhancements	40
34.4	Bug Fixes	40
34.5	Known Issues	40
35	Version 1.7.1.5 (26/02/2015)	41
35.1	General	41
35.2	New Features	41
35.3	Enhancements	41
35.4	Bug Fixes	41
35.5	Known Issues	41
36	Version 1.7.1.4 (06/02/2015)	42
36.1	General	42
36.2	New Features	42
36.3	Enhancements	42
36.4	Bug Fixes	42
36.5	Known Issues	42
37	Version 1.7.1.3 (21/01/2015)	43
37.1	General	43
37.2	New Features	43
37.3	Enhancements	43
37.4	Bug Fixes	43
37.5	Known Issues	43
38	Version 1.7.1.2 (23/12/2014)	44
38.1	General	44
38.2	New Features	44
38.3	Enhancements	44
38.4	Bug Fixes	44
38.5	Known Issues	44

39 Version 1.7.1.1 (23/12/2014)	45
39.1 General	45
39.2 New Features	45
39.3 Enhancements	45
39.4 Bug Fixes	45
39.5 Known Issues	45
40 Version 1.7.1.0 (17/12/2014)	46
40.1 General	46
40.2 New Features	46
40.3 Enhancements	46
40.4 Bug Fixes	46
40.5 Known Issues	46
41 Version 1.7.0.0 (04/12/2014)	47
41.1 General	47
41.2 New Features	47
41.3 Enhancements	47
41.4 Bug Fixes	47
41.5 Known Issues	47
42 Firmware Upgrade Procedure	48
42.1 Connect to the Web interface	48
42.2 System Backup and Upgrade	49

1 Introduction

This document provides a summary of the firmware changes and details the firmware upgrade procedure for the Cybertec Series 5000 of xDSL Modem / Routers.

2 Version

The latest version of the Series 5000 firmware is v1.7.6.15.

The firmware files for the current release are:

- **Series 5000 Model 5455** : S5455-v1.7.6.15.zip

The zip file contains two files, the upgrade file, for example S5455-v1.7.6.15.upg and the MD5 hash of the upgrade file. The upgrade file is the file to be used to upgrade the unit.

3 Applicability

The firmware described in this document is applicable for the following models:

- Series 5000
 - Model 5455

The firmware upgrade will fail for any model not listed above.

4 Version 1.7.6.15 (04/06/2018)

4.1 General

- This is an enhancement and bug fix release.

4.2 New Features

- No new features

4.3 Enhancements

- Added VDSL re-transmission capability.
- Improved ADSL/VDSL inventory strings.
- Added support for hardware variant.

4.4 Bug Fixes

- No bug fixes.

4.5 Known Issues

- No known issues.

5 Version 1.7.6.14 (14/02/2018)

5.1 General

- This is an enhancement and bug fix release.

5.2 New Features

- No new features

5.3 Enhancements

- DHCP - Support for option 60 added.
- VRRP - Status available in SNMP.
- VRRP - Added hold-off timer.
- Added support for VLAN over ADSL.

5.4 Bug Fixes

- Inventory strings - Serial number reported correctly.
- VRRP - Fixed issue when unit becomes master.
- Fixed issue where DSL interface was not present on the firewall settings page.
- Bridging issue resolved.

5.5 Known Issues

- No known issues.

6 Version 1.7.6.13 (01/12/2017)

6.1 General

- This is a bug fix release.

6.2 New Features

- No new features

6.3 Enhancements

- No enhancements.

6.4 Bug Fixes

- RIP issue Resolved.
- CLI ifaces command issue - Resolved.
- xDSL Restart issue - Resolved.
- Port forward issue - Resolved.
- IPoE DHCP issue - Resolved

6.5 Known Issues

- No known issues.

7 Version 1.7.6.12 (04/10/2017)

7.1 General

- This is a bug fix release.

7.2 New Features

- No new features

7.3 Enhancements

- No enhancements.

7.4 Bug Fixes

- IPsec issues resolved.
- DNS issue resolved.

7.5 Known Issues

- No known issues.

8 Version 1.7.6.11 (22/09/2017)

8.1 General

- This is a enhancement release.

8.2 New Features

- No new features

8.3 Enhancements

- Improved firmware upgrade process.

8.4 Bug Fixes

- No bug fixes.

8.5 Known Issues

- No known issues.

9 Version 1.7.6.10 (21/09/2017)

9.1 General

- This is a bug fix release.

9.2 New Features

- No new features

9.3 Enhancements

- No enhancements.

9.4 Bug Fixes

- IPsec issue where tunnel did not start correctly - Resolved.

9.5 Known Issues

- No known issues.

10 Version 1.7.6.9 (20/09/20)

10.1 General

- This is an enhancement release.

10.2 New Features

- No new features

10.3 Enhancements

- Added support for Model 5455.

10.4 Bug Fixes

- No bug fixes.

10.5 Known Issues

- No known issues.

11 Version 1.7.6.8 (04/09/2017)

11.1 General

- This is an enhancement release.

11.2 New Features

- No new features

11.3 Enhancements

- Add support for new hardware variant.
- Wireless firmware update.

11.4 Bug Fixes

- No bug fixes.

11.5 Known Issues

- No known issues.

12 Version 1.7.6.7 (20/07/2017)

12.1 General

- This is a bug fix release.

12.2 New Features

- No new features

12.3 Enhancements

- No enhancements.

12.4 Bug Fixes

- Fixed issue where configuration reset switch was not detected correctly at boot.

12.5 Known Issues

- No known issues.

13 Version 1.7.6.6 (18/07/2017)

13.1 General

- This is an enhancement release.

13.2 New Features

- No new features

13.3 Enhancements

- Added a bootloader manager to automatically upgrade the bootloader as required.
- Added support for revised hardware.

13.4 Bug Fixes

- No bug fixes.

13.5 Known Issues

- No known issues.

14 Version 1.7.6.5 (07/07/2017)

14.1 General

- This is a bug fix release.

14.2 New Features

- No new features

14.3 Enhancements

- No enhancements.

14.4 Bug Fixes

- Resolved issue with LAN interface access from WAN interface.

14.5 Known Issues

- No known issues.

15 Version 1.7.6.4 (06/07/2017)

15.1 General

- This is a bug fix release.

15.2 New Features

- No new features

15.3 Enhancements

- No enhancements.

15.4 Bug Fixes

- Resolves an issue where packet communications did not work correctly when NAT was disabled on the wireless (WAN) interface.

15.5 Known Issues

- No known issues.

16 Version 1.7.6.3 (23/03/2017)

16.1 General

- This is a bug fix release.

16.2 New Features

- No new features

16.3 Enhancements

- No enhancements.

16.4 Bug Fixes

- Fixed issue whereby the configuration reset switch active state persists through re-boots.

16.5 Known Issues

- No known issues.

17 Version 1.7.6.2 (15/03/2017)

17.1 General

- This is a bug fix release.

17.2 New Features

- No new features

17.3 Enhancements

- Improved boot performance.

17.4 Bug Fixes

- Fixed issue whereby the configuration reset switch does not work at boot.

17.5 Known Issues

- No known issues.

18 Version 1.7.6.1 (13/02/2017)

18.1 General

- This is a bug fix release.

18.2 New Features

- No new features

18.3 Enhancements

- No enhancements

18.4 Bug Fixes

- Fixed internal communications error.

18.5 Known Issues

- No known issues.

19 Version 1.7.6.0 (25/11/2016)

19.1 General

- This is an enhancement release.

19.2 New Features

- No new features

19.3 Enhancements

- Add support for the 2455X

19.4 Bug Fixes

- No bug fixes.

19.5 Known Issues

- No known issues.

20 Version 1.7.4.0 (04/05/2016)

20.1 General

- This release includes new features, several enhancements and bug fixes.

20.2 New Features

- EMAIL: Add support for connecting to TLS encrypted email servers (such as gmail).

20.3 Enhancements

- GPS: Display the number of satellites being tracked and the signal to noise ratio.
- IPSEC: Allow IPsec to be brought up and down when the unit becomes the VRRP master.
- Modem Emulator: Add support for:
 - AT+CGMI
 - AT+CMGR
 - AT+CGSN
 - AT+CIMI
- Improved logging of wireless interface.

20.4 Bug Fixes

- WEB: Fix an issue with authentication settings being incorrectly decoded.
- Fixed issue where long hostnames were being truncated.
- Correctly save configuration after uploading an Astaro VPN file.
- Fixed issue with Custom NAT firewall page caching information.
- Fixed issue where browser add-on could prevent expansion of SSL VPN configuration section.

20.5 Known Issues

- No known issues.

21 Version 1.7.3.2 (05/02/2016)

21.1 General

- This is a bug fix release.

21.2 New Features

- No new features.

21.3 Enhancements

- No enhancements

21.4 Bug Fixes

- Fixed IPSec re-start on DNS update issue. IPsec and other services will now only re-start on IP address change.

21.5 Known Issues

- No known issues.

22 Version 1.7.3.1 (07/01/2016)

22.1 General

- This is a bug fix release.

22.2 New Features

- No new features.

22.3 Enhancements

- No enhancements.

22.4 Bug Fixes

- Handle switching LTE bands more efficiency.
- Fixed issue where “No Bands” was incorrectly displayed.
- Fixed issue with DMM-250 LED when no SIM is inserted.

22.5 Known Issues

- No known issues.

23 Version 1.7.3.0 (15/12/2015)

23.1 General

- This release includes new features, several enhancements and bug fixes.

23.2 New Features

- Added a technical support feature to the System / Support page.
- Fastpoll command added to CLI.
- Added SNMP support to DMM-250

23.3 Enhancements

- Improved the throughput of the LTE wireless interface.
- Added RSSI, BER , provider and current band logging.
- Improved wireless interface band search algorithm when changing bands.
- New option for Serial server to disconnect on idle.
- Improved LED behaviour on the DMM-250 to show signal and status information.
- Display and log the band used by the Wireless interface.

23.4 Bug Fixes

- Fixed issue which prevented data flow over the wireless interface when wireless band was changed.
- Fixed a typo on the VPN / IPsec web page.
- Fixed issue where selecting an LTE band sometimes did not change the operating band correctly.
- Update the displayed band information quicker.
- Fixed issue where RIP sends the default route's interface address through GRE tunnels which sometimes created a routing "loop" causing the GRE tunnel to fail.
- Fixed web pages typos.
- Remove the automatic connect option when VRRP is not available.

23.5 Known Issues

- No known issues.

24 Version 1.7.2.1 (20/11/2015)

24.1 General

- This is an enhancement and bug fix release.

24.2 New Features

- No new features.

24.3 Enhancements

- Removed excessive log messages when a SIM is not present.
- Improve timing when passing CSD data through the modem.
- Wireless interface Stability improvements.

24.4 Bug Fixes

- Fixed IPSec issue where the long certificate name sometimes caused re-start.
- Fixed issue where not have a SIM inserted would cause issues at boot.
- Fixed IPsec configuration input verification issue.
- Fixed issue with GRE Status web page.
- Fixed issue which sometimes prevented RIP messages to be accepted through GRE tunnels.

24.5 Known Issues

- No known issues.

25 Version 1.7.2.0 (29/09/2015)

25.1 General

- This release includes new features, several enhancements and bug fixes.
- Once installed firmware cannot be downgraded to a previous version.

25.2 New Features

- Added support for Privonet support.
- Added support to firewall for NATing entire subnet ranges (netmasks must match for a valid NAT).

25.3 Enhancements

- Added support for DNP3 backup master
- Allow the SNMP engineID to be regenerated to allow for unique values.
- Allow point-to-point multicast traffic over GRE.
- Do not constantly reboot when no SIM has been detected.
- Hardware controller firmware update.

25.4 Bug Fixes

- Fixed issue preventing L2TP from working.
- Fixed issue where SNMP OID's were reporting inconsistent information between models and versions.
- Changing the Serial Port configuration to CSD has an immediate effect.
- Fixed issue where CSD stops working.
- Fixed issue with RIP over GRE tunnels.
- Fixed issue with RIP so that it correctly advertises routes that have been configured but are down.
- Improve backward configuration for the WLS interface.
- Accept incoming CSD calls correctly. (Model 2455)
- Improved the upgrade process for internal hardware controller.
- Fixed IE8 compatibility issue with the Firewall > Access Control web page.
- Removed redundant log messages so that logs are more consistent and readable.
- Resolved backwards compatibility issues when using a 1.7 configuration in a 1.6 devices.

25.5 Known Issues

- No known issues.

26 Version 1.7.1.14 (04/06/2015)

26.1 General

- This is an enhancement and bug fix release.

26.2 New Features

- No new features.

26.3 Enhancements

- Improve powering up sequence.
- Updated SNMP.

26.4 Bug Fixes

- Fixed issue with CSD disconnecting.
- Fixed IE8 compatibility issue with the VPN▷SSL web page.

26.5 Known Issues

- No known issues.

27 Version 1.7.1.13 (13/05/2015)

27.1 General

- This is a bug fix release.

27.2 New Features

- No new features.

27.3 Enhancements

- No enhancements

27.4 Bug Fixes

- Fixed issue loading the Astaro configuration file.

27.5 Known Issues

- No known issues.

28 Version 1.7.1.12 (11/05/2015)

28.1 General

- This is an enhancement and bug fix release.

28.2 New Features

- No new features.

28.3 Enhancements

- Add the ability to forward SMS.
- Add support for RF firmware version 12.00.006

28.4 Bug Fixes

- Correctly read firewall access control configuration from 1.5 and 1.6 Series firmware.
- Correct emulation of AT+CSMS
- Correct emulation of AT+CMEE
- IPSec to recover when the local interface changes address.
- IPSec to ignore LAN Ethernet state.
- Correctly read IPSec configuration from 1.5 and 1.6 Series firmware.
- Fixed issue with Dynamic DNS.
- Fixed issue with power control.

28.5 Known Issues

- No known issues.

29 Version 1.7.1.11 (27/04/2015)

29.1 General

- This is an enhancement release.

29.2 New Features

- No new features.

29.3 Enhancements

- Added support for SMM-250 & DMM-250.

29.4 Bug Fixes

- No bug fixes.

29.5 Known Issues

- No known issues.

30 Version 1.7.1.10 (01/04/2015)

30.1 General

- This is an enhancement release.

30.2 New Features

- No new features.

30.3 Enhancements

- Hardware controller firmware update.

30.4 Bug Fixes

- No bug fixes.

30.5 Known Issues

- No known issues.

31 Version 1.7.1.9 (20/03/2015)

31.1 General

- This is an enhancement and bug fix release.

31.2 New Features

- No new features.

31.3 Enhancements

- Added IPSec connection management.
- Improved RF hardware recovery times.
- Improved details on the System▷ Information page when no SIM is present.

31.4 Bug Fixes

- Fixed firewall from dropping all packets within an IPSec tunnel when the local interface is either WLS or DSL.
- Fixed WLS connection management when configured to use "Poll at fixed interval" and using an ICMP poller.

31.5 Known Issues

- No known issues.

32 Version 1.7.1.8 (06/03/2015)

32.1 General

- This is an enhancement release.

32.2 New Features

- No new features.

32.3 Enhancements

- Hardware controller firmware update.

32.4 Bug Fixes

- No bug fixes.

32.5 Known Issues

- No known issues.

33 Version 1.7.1.7 (03/03/2015)

33.1 General

- This is an enhancement release.

33.2 New Features

- No new features.

33.3 Enhancements

- Added GPS support for Models 2355 and 2455.

33.4 Bug Fixes

- No bug fixes.

33.5 Known Issues

- No known issues.

34 Version 1.7.1.6 (27/02/2015)

34.1 General

- This is an enhancement release.

34.2 New Features

- No new features.

34.3 Enhancements

- Improved wireless band select for Models 2355 and 2455.

34.4 Bug Fixes

- No bug fixes.

34.5 Known Issues

- No known issues.

35 Version 1.7.1.5 (26/02/2015)

35.1 General

- First release to provide support for Models 2355 and 2455.
- For other models this is a bug fix release.

35.2 New Features

- No new features.

35.3 Enhancements

- No enhancements.

35.4 Bug Fixes

- Fixed incorrect random serial server POST fault message
- IPSec to accept a traffic map of 0.0.0.0/0
- Correctly emulate AT+CPIN

35.5 Known Issues

- No known issues.

36 Version 1.7.1.4 (06/02/2015)

36.1 General

- This is a bug fix release.

36.2 New Features

- No new features.

36.3 Enhancements

- Improve powering up sequence.
- Updated SNMP.

36.4 Bug Fixes

- Fixed web page error on Wireless ▷ SMS page.
- Fixed web page error on System ▷ GPIO page.
- Fixed web page error on Status ▷ GPIO page.
- Fixed IE8 compatibility issue with the Management ▷ SNMP web page.

36.5 Known Issues

- No known issues.

37 Version 1.7.1.3 (21/01/2015)

37.1 General

- This is an enhancement release.
- Once installed firmware cannot be downgraded to a previous version.

37.2 New Features

- No new features.

37.3 Enhancements

- Hardware controller firmware update.

37.4 Bug Fixes

- No bug fixes.

37.5 Known Issues

- No known issues.

38 Version 1.7.1.2 (23/12/2014)

38.1 General

- This is an enhancement release.

38.2 New Features

- No new features.

38.3 Enhancements

- Security enhancement.

38.4 Bug Fixes

- Security.

38.5 Known Issues

- No known issues.

39 Version 1.7.1.1 (23/12/2014)

39.1 General

- This is an enhancement release.

39.2 New Features

- No new features.

39.3 Enhancements

- Added low power mode.

39.4 Bug Fixes

- No bug fixes.

39.5 Known Issues

- No known issues.

40 Version 1.7.1.0 (17/12/2014)

40.1 General

- This release includes new features, several enhancements and bug fixes.

40.2 New Features

- Added serial server hunt-group feature added.
- Added support for AT+CGREG in the modem emulator.
- Added the ability to read and synchronise to network time.

40.3 Enhancements

- Allow port forwarding from the LAN interface.
- Web server no longer supports SSLv2 connections.

40.4 Bug Fixes

- Fixed IPSec issue when certificates are used.
- Read the correct RF hardware version number.
- Return the correct value when emulating AT+CREG.
- Improved RF hardware shut-down sequence.

40.5 Known Issues

- No known issues.

41 Version 1.7.0.0 (04/12/2014)

41.1 General

- First release in the 1.7 Series.

41.2 New Features

- Support for new hardware.

41.3 Enhancements

- No enhancements.

41.4 Bug Fixes

- No bug fixes.

41.5 Known Issues

- No known issues.

42 Firmware Upgrade Procedure

The firmware upgrade procedure for the Series 5000 xDSL Modem / Router is described. The same procedure can be used for all models in the product range.

42.1 Connect to the Web interface

- Connect to the Web interface of the modem either via the Ethernet interface or the wireless interface if web access is enabled.
- If connecting via the Ethernet interface:
 - Connect an Ethernet cable between the modem and the PC which will be used for the upgrade.
 - Open a web browser on the PC and enter the IP address of the LAN address of the modem. Note: The IP address of the modem may be configured differently for each installation. The default IP address is 10.10.10.10
- If connecting via the wireless interface:
 - Open a web browser on the PC and enter the IP address of the wireless interface.
- When prompted supply the user-name and password.
- The main status page should now be displayed.
- If the main page is not shown check:
 - If using the Ethernet interface:
 - The Ethernet cable is connected correctly to the modem and the PC.
 - The IP address of the modem is correct.
 - The Ethernet ports are enabled.
 - If using the wireless interface:
 - The wireless IP address is correct and is publicly accessible.
 - The firewall rules have been set to allow wireless web access.

42.2 System Backup and Upgrade

- Select System ▸ Backup & Upgrade. The System Backup & Upgrade page will be displayed as shown in Figure 1.

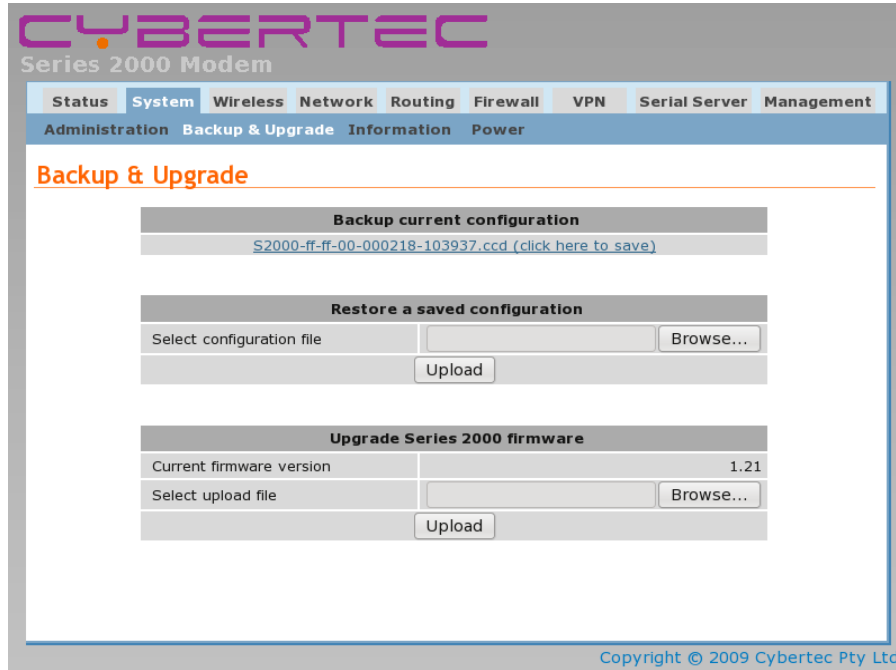


Figure 1: The System Backup & Upgrade page.

42.2.1 Backup Configuration

- It is recommended to save the current configuration file.
- The configuration of the modem is forward compatible. This means the configuration of the modem will still be correct after a firmware upgrade to a later version even though the format used to store the configuration may be changed.
- The configuration of the modem is not always backward compatible. This means that if the modem firmware is replaced with an earlier version the configuration file may not be readable by the earlier version of firmware and so the configuration will revert to the default settings. If the configuration file from the earlier version was saved prior to the upgrade then this configuration can be loaded into the modem to restore the previous settings after reverting to the earlier revision of firmware.
- To save the configuration click the link in the section titled “Backup current configuration” as shown in Figure 2 and save the file to the local machine.



Figure 2: System configuration backup.

- To restore a configuration click the Browse button in the section title “Restore a saved configuration” as shown in Figure 3 then click the Upload button.

Restore a saved configuration	
Select configuration file	<input type="text"/> Browse...
Upload	

Figure 3: System configuration restore.

42.2.2 Firmware Upgrade

- In the section titled “Upgrade Series 2000 firmware” click the Browse button and navigate to and select the upgrade file appropriate for the modem being upgraded as shown in Figure 4. Refer to Section 2 on page 9 for the firmware file name and version number details.
- If the incorrect file is selected the upload will fail and report an error.

Upgrade Series 2000 firmware	
Current firmware version	1.21
Select upload file	<input type="text" value="000-images/S2000-v140.upg"/> Browse...
Upload	

Figure 4: Select the upgrade file.

- Click the Upload button. The file will now be transferred to the modem.
- When the upload is complete the Upgrade section of the page will change to be similar to that shown in Figure 5.

Upgrade Series 2000 firmware	
Status of uploaded file	Passed
Filename	series-2000-v140.img
Release	1.40
Build date	24/04/2010
Upgrade	Cancel Upgrade

Figure 5: File has been uploaded to the modem.

- Check that the information shown is correct.
- If the data is correct click the “Upgrade” button.



Once the Upgrade has started power must be maintained to the modem to prevent corruption of the Flash memory.

- The Upgrade section of the page will now show a message as shown in Figure 6.

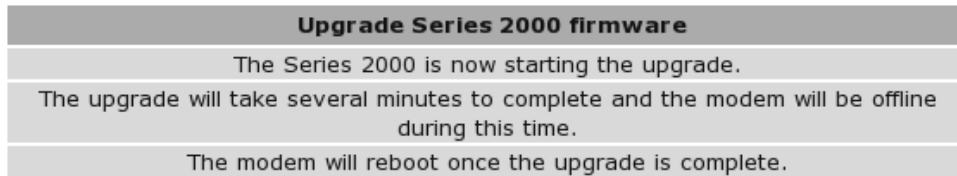


Figure 6: The Upgrade page.

- During the upgrade:
 - the top two front panel LEDs will flash alternatively Red then Green.
 - the modem will disconnect from the wireless network.
 - the modem will not respond to any network traffic.
 - the modem will re-boot when the upgrade has completed
- When the Upgrade has completed and the modem has re-booted the new firmware version can be checked in the System Information page. Figure 7 is an example of the System Information page after the upgrade has completed. Note only the Application Version is shown.

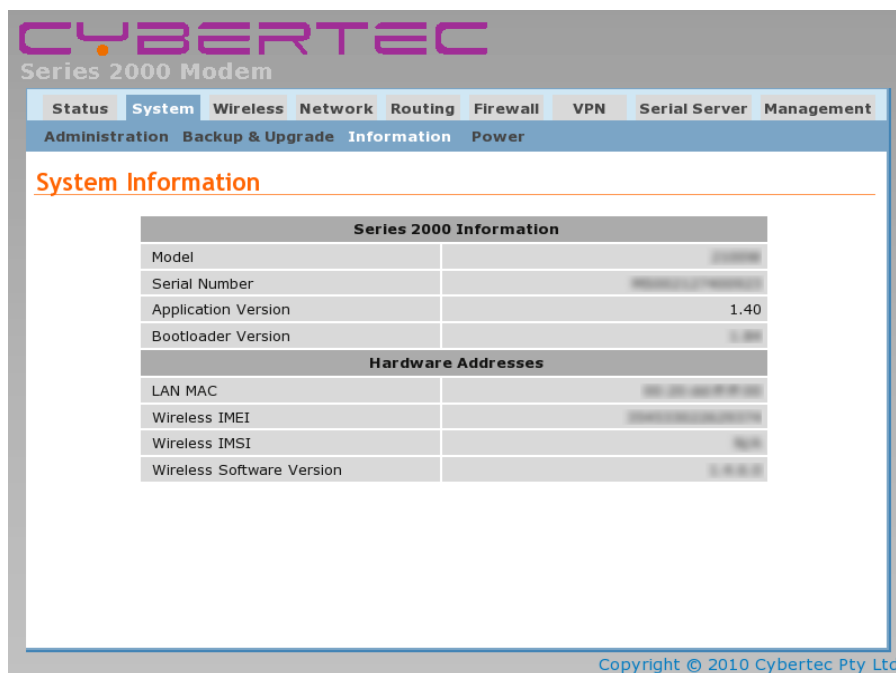


Figure 7: The System Information page after the upgrade.

CYBERTEC

Cybertec Pty Limited
ABN 72 062 978 474
Unit 11, 41-43 Higginbotham Road
Gladesville NSW 2111 Australia
Phone: +612 9807 5911 Fax: +612 9807 2258
www.cybertec.com.au